


# Ball Machine Instructions

Petworth Lawn Tennis Club

The club has a ball machine which is available to use for all members. Any member under the age of 18 must be using the ball machine with an accompanied adult.



The ball machine sits in the clubhouse entrance and has a bag of balls specialised balls that come with it.



**IMPORTANT: NORMAL TENNIS BALLS ARE NOT TO BE USED WITH THE BALL MACHINE.**



The ball machine is generally quite light without the balls. Carefully wheel this towards the courts. It can be carefully guided down the steps on its wheels, or lifted down.


Position the machine on the Court 3 baseline.



Empty the de-pressurised training balls into the top container.


Take note of the warning label not to place any objects (or your hands) in the turning mechanism.





The ball machine is powered by mains electricity. There is an external socket on the wall in the barbeque area.

This needs turning on the fuse board in the top left kitchen cupboard prior to use, and off again after use.



Operation: There is no remote control for the machine, but the controls are simple.

1. Power button (on and off)
2. Elevation – the height the ball fires at
3. Ball speed – the power of the ball coming out
4. Oscillator – this sends the ball out at different angles making a player run to hit the ball
5. Spin – this will put a degree of top spin on the ball as it comes out the machine.

## General Instructions:

1. Before moving the ball machine, ensure all balls are removed.
2. With caution, wheel the ball machine onto Court 3, taking care when navigating steps.
3. Utilise the ball machine exclusively on Court 3.
4. Members must provide their own extension lead, connecting it to the exterior socket in the barbecue area. It's the responsibility of users to alert others of the cable's presence as it poses a potential trip hazard. For safety, recommend routing the extension cable along the perimeter of the court, entering through the fence nearest to the ball machine. Ensure cables are neatly arranged.
5. Upon completion of use, gather the balls and return them to containers or bags, storing them in the clubhouse. Carefully return the ball machine to the clubhouse, cover it, and place it inside the door for the next user.

The ball machine is provided for the benefit of members, and it's expected that it be used responsibly.

Please promptly report any damages or malfunctions to the club via email at [club@petworthtennis.co.uk](mailto:club@petworthtennis.co.uk).